S-ZGWZ load link tension transducer

Load link tension transducer S-ZGWZ

Characteristics

0300 - LOAD MEASUREMENT - FORCE - CABLE -



- Ranges:	0...1 t up to 0...500 t
- Safe overload:	150 % of range
- Operation:	with standard load lugs
- Accuracy:	<0,1% of range
- Input resistance:	700 ±20 Ω
- Isolation resistance:	> 500 MΩ
- Operating temperature:	-10...+80 °C
- Full load output:	1,5 (±0,25 %) mV/V
- Zero load output:	<±2,0 %
- Protection class:	IP66
- Excitation (max.):	10 (max. 15) V

Technical Data

Input

Measurement ranges:	0...1 / 0...2 / 0...5 / 0...12 / 0...20 / 0...25 / 0...35 / 0...50 / 0...100 / 0...250 / 0...500 t
Input resistance:	700 ±20 Ω

Output

Output:	via cable to handset display
Output resistance:	700 ±2 Ω
Full load output:	1,5 (±0,25 %) mV/V
Zero load output:	<±2,0 %

Accuracy

Combined error:	< 0,1 % of range
Temperature coefficient:	
of span:	< ±0,0010% of range / °C
of zero:	< ±0,0010% of range / °C

Supply

Batteries:	Cell:	is supplied via handset
	Handset:	2x Lithium AA, 1,5 VDC
Isolation resistance:	> 500 MΩ (at 100 VDC)	

Environmental Conditions

Temperature:	Compensated range:	0...+60 °C
	Operating range:	-10...+80°C

Mechanics

Dimensions:	see table page 2
Material:	Anodized aluminum, Type 2014T6
Safe overload:	150% of nominal load
Protection class:	IP66 / IP65 for handset
Operation:	can be used with standard load lugs

Applications

The hook-in cable load cell S-ZGWZ was specifically developed to measure cable forces and hooked crane- / lift weighing applications. Even with compact dimensions and low weight, the device is highly accurate. Thanks to a robust design, the S-ZGWZ is also suitable for rough environmental conditions.







S-ZGWZ load link tension transducer

Technical Data (Continued)

Mechanics (Continued)

Display:	7-digit display	
Control:	6-key operation with tare function	
Data transmission:	Cable	
Battery life:	max. 45 h	
Update rate:	max. 40 ms (can be configured)	
Standard key layout:	ON/OFF:	Switches handset power on/off
	RANGE:	Selects between two ranges
	HOLD:	Holds/releases the current display value
	GROSS/NET:	Zeros display (±100% of range)
	SHUNT CAL:	Generates simulated input for indicator testing
	PEAK:	Enables peak hold
	TROUGH:	Enables valley/trough hold

Dimensions (in mm)

Dimensions						
Capacity (t)	**A**	**B**	**C**	**DØ**	**E**	**Weight (kg)**
1, 2, 5	108	105	41,5	30	164	1,4
12	120	105	41,5	38	210	1,9
20	131	125	58	53	255	4
25	131	125	58	53	255	4
35	147	135	58	60	305	5
50	170	150	77,6	73	345	9
100	228	220	120	100	455	27
250	330	304	189	145	680	87
500	n/a*	n/a*	n/a*	n/a*	n/a*	n/a*

*Range available only on request

S-ZGWZ load link tension transducer

Dimensions (Continued)

Dimensions Load Cell (in mm)

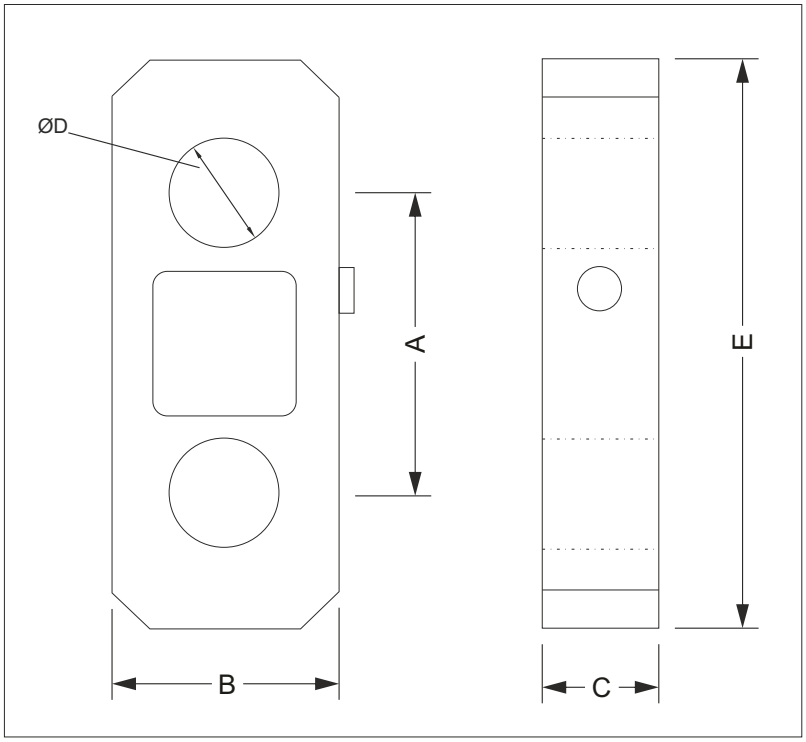

Dimensions Handset Display (in mm)

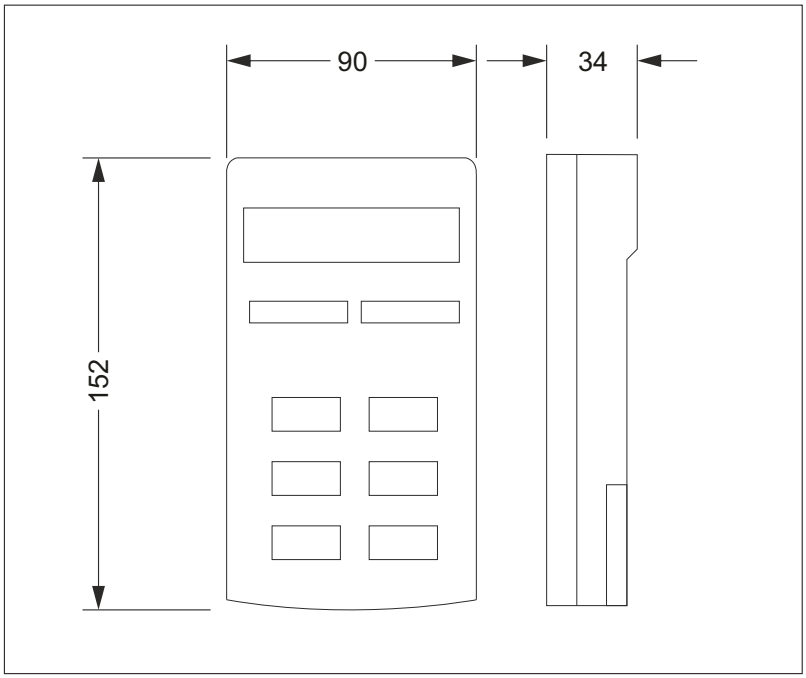

S-ZGWZ load link tension transducer

Electrical Connection

Electrical Connection Strain Gauge

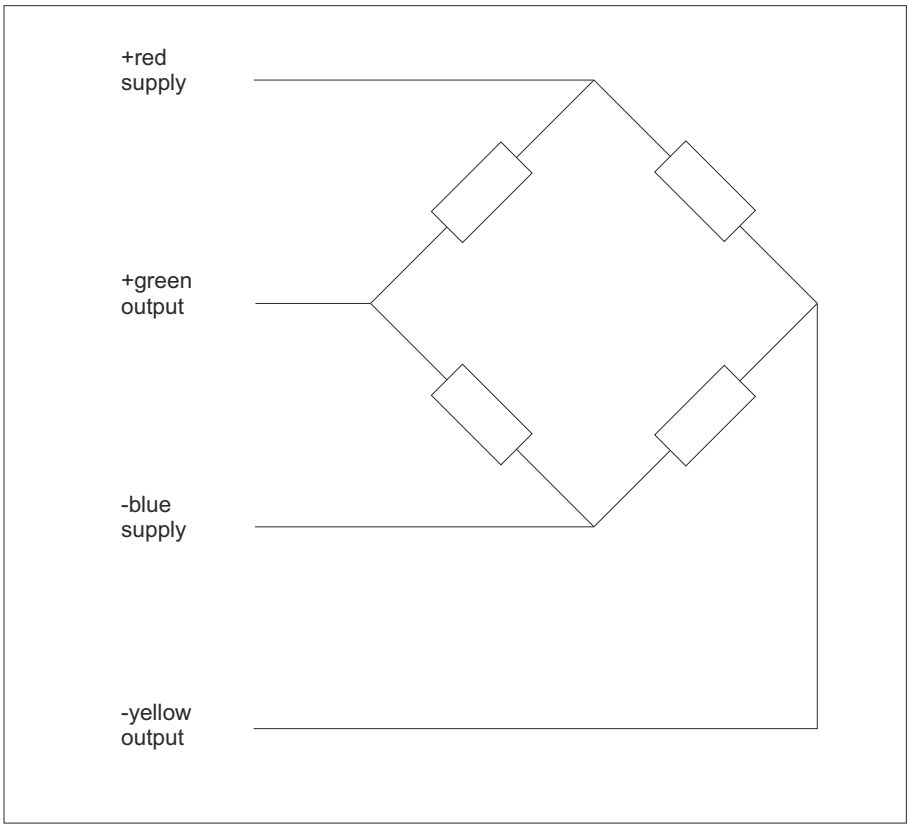

Order Code

F	Y	X	X	X	X	X	X	-	X	X	X

Material:	Anodized Aluminum	0
Type:	Cable	1
Measurement range:	0...1 t	0
	0...2 t	1
	0...5 t	2
	0...12 t	3
	0...20 t	10
	0...25 t	4
	0...35 t	5
	0...50 t	6
	0...100 t	7
	0...250 t	8
	0...500 t	9
Other / Accessories:	Special model	0