Manufactured according to OIML R60 standards

## Capacity from 30000 kg to 250000 kg



- 17-4 PH STAINLESS STEEL
- HOLES FOR STANDARD SHACKLES
- COMBINED ERROR ≤ ±0.08%
- PROTECTION CLASS IP68

| CAPACITY kg | | | | NET WEIGHT (kg) | CODE |
|---|---|---|---|---|---|
| 30000 | • | • | • | - | LTBT30000 |
| 40000 | • | • | • | - | LTBT40000 |
| 50000 | • | • | • | - | LTBT50000 |
| 60000 | • | • | • | - | LTBT60000 |
| 100000 | • | • | • | - | LTBT100000 |
| 250000 | • | • | • | - | LTBT250000 |
| | ON REQUEST | | | | |

### CERTIFICATIONS

Complies with the Eurasian Custom Union standards

CERTIFICATIONS ON REQUEST

- Accredia traceable calibration report
- ATEX II 1GD *(zone 0-1-2-20-21-22)*
- IECEx *(zone 0-1-2-20-21-22)*
- Complies with the Eurasian Custom Union standards for use in potentially explosive atmospheres

### OPTIONS ON REQUEST

| | DESCRIPTION |
|---|---|
| | Two redundant strain gauges Wheatstone bridges (350 Ω) with two output cables; for dual safety systems. |

## DIMENSIONS (mm)

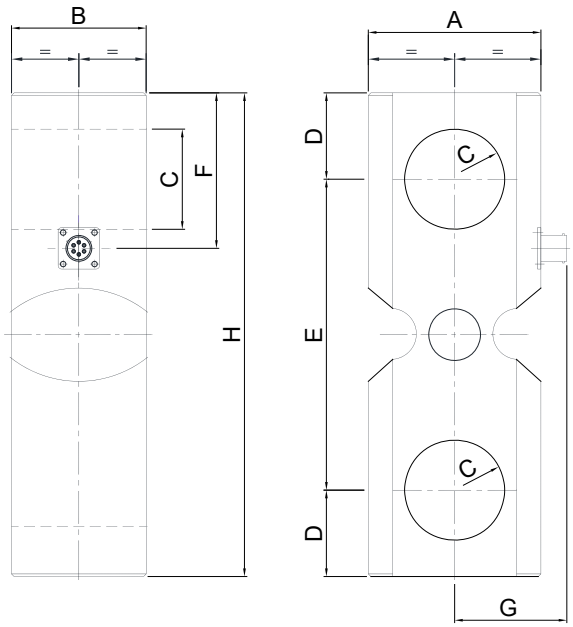


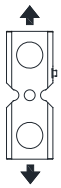

| | kg 30000<br>kg 40000<br>kg 50000<br>kg 60000 | kg 100000 | kg 250000 |
|---|---|---|---|
| **A** | 100 | 127 | 240 |
| **B** | 78 | 88 | 110 |
| **C** | Ø 58 | Ø 71 | Ø 102 |
| **D** | 50 | 70 | 120 |
| **E** | 180 | 200 | 360 |
| **F** | 90 | 120 | 185 |
| **G** | 65 | 68 | 136 |
| **H** | 280 | 340 | 600 |

## TECHNICAL FEATURES

| | |
|---|---|
| Material | AISI 420 stainless steel |
| Nominal load (E max) | 30000 - 40000 - 50000 - 60000 - 100000 - 250000 kg |
| Combined error | ≤ ±0.08% |
| Protection class | IP68 |

| | | | |
|---|---|---|---|
| Rated output | 1.0 mV/V ±0.1% | Input resistance | 350 Ω ±20 |
| Temperature effect on zero | 0.005% °C | Output resistance | 350 Ω ±5 |
| Temperature effect on span | 0.005% °C | Zero balance | ±1% |
| Compensated temperature range | -10 °C / +50 °C | Insulation resistance | >5000 MΩ |
| Operating temperature range | -20 °C / +70 °C | Safe overload (% of full scale) | 150% |
| Creep at nominal load in 30 minutes | 0.03% | Ultimate overload (% of full scale) | 300% |
| Max supply voltage without damage | 15 V | Deflection at nominal load | 0.3 mm |

## ELECTRICAL CONNECTIONS

| | |
|---|---|
| Cable lenght | 10 m |
| Cable diameter | 6 mm |
| Cores | 6 x 0.14 mm² |

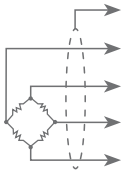

| | |
|---|---|
| SHIELD | |
| + SIGNAL | GREEN |
| + EXCITATION<br>+ REF./SENSE | RED<br>BLUE |
| - SIGNAL | WHITE |
| - EXCITATION<br>- REF./SENSE | BLACK<br>BROWN |

*The Company reserves the right to make changes to the technical data, drawings and images without notice.*