L-AIN

STAINLESS STEEL SINGLE CELL PLATFORM



Capacity up to 600 kg

- AISI 304 stainless steel tubular structure.
- AISI 304 stainless steel loading plate.
- Aluminium alloy IP65 load cell.
- Feet in stainless steel and polyamide.
- Connection for indicator-holder column.



LOAD CELL PROTECTION KIT
included for capacities from 60 to 300 kg

CAPACITY	kg	ACCURACY CLASS C3	C4	C5			DIMENSION (mm)	WEIGHT (kg)	CODE
	6	•	–	–	•	•	300 x 300	6.5	L-AIN6
	15	•	•	–	•	•	300 x 300	6.5	L-AIN15
	30	•	•	–	•	•	300 x 300	6.5	L-AIN30
	50	•	•	–	•	•	300 x 300	6.5	L-AIN50
	60	•	•	•	•	•	400 x 400	9.5	L-AIN60
	150	•	•	•	•	•	400 x 400	9.5	L-AIN120
	60	•	•	–	–	•	600 x 600	24.5	L-AIN60L
	150	•	•	–	–	•	600 x 600	24.5	L-AIN150
	300	•	•	–	–	•	600 x 600	24.5	L-AIN300
	600	•	•	–	–	•	800 x 800	50.5	L-AIN600

ON REQUEST

CERTIFICATIONS

OIML R60 C3

CERTIFICATIONS ON REQUEST

- ATEX II 2GD *(zone 1-2-21-22)*
- IECEx *(zone 1-2-21-22)*
- OIML R60 C4/C5
- NTEP - compliant to the metrological standards of United States and Canada

DIMENSIONS (mm)d

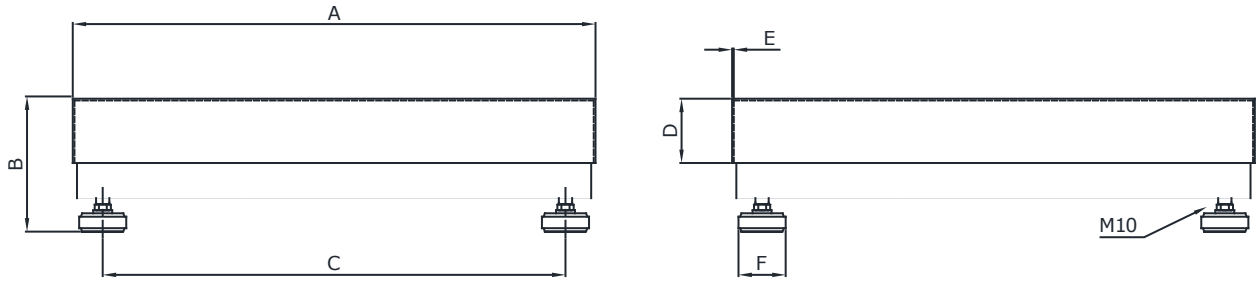

Code	*Load cells capacities*	*Platforms*	**A**	**B**	**C**	**D**	**E**	**F**	*Gross Weight*
L-AIN6/15/30/50	**AZL** 10 / 20 / 50 / 100 kg	300 x 300 mm	300	125	237	53	1.5	60	6.5 kg
L-AIN60/120	**AM** 100 / 200 kg	400 x 400 mm	400	145	337	60	1.5	60	9.5 kg
L-AIN60L/150/300	**APL** 100 / 200 / 500 kg	600 x 600 mm	600	160	537	70	1.5	60	24.5 kg
L-AIN600	**ATL** 1000 kg	800 x 800 mm	800	170	715	90	1.5	60	50.5 kg



ELECTRICAL CONNECTIONS

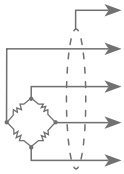

	AIN 6÷120	AIN 60L/150/300	AIN 600
SHIELD			
+ SIGNAL	GREEN	GREEN	BLUE
+ EXCITATION ■ + REF./SENSE	RED BLUE	RED BLUE	RED BROWN
- SIGNAL	WHITE	WHITE	WHITE
- EXCITATION ■ - REF./SENSE	BLACK BROWN	BLACK YELLOW	YELLOW BLACK

■ where provided

OPTIONS ON REQUEST

	DESCRIPTION	CODE
	Stainless steel indicator-holder column (Ø38 mm, height 700 mm). Stainless steel bracket for platform mounting.	L-COLONNAM + L-STAFFAIN
	Non-standard capabilities.	

The Company reserves the right to make changes to the technical data, drawings and images without notice.